



# The Yorkshire Koi Society

Bi Monthly Newsletter.



April edition 2012



# YKS Chairman's Words

Hi all

How time fly's.

February's meeting saw a very informative talk by our own Mr Dimarco, a lot of useful information and well attended.

March saw Malcolm Green of Koi Water Gardens who gave an interesting talk on koi medications, yet another good turnout of members ( even though it was Mother's day).

April's AGM attendance of 39 Member's was outstanding.

Alain Tait gave us some useful tips on preparing your fish for showing.


Thank you to Koi Polloi for their outstanding dry goods stand.

There was a good raffle & plenty of food at half time, thanks to Elaine, Jane & Sam.

Welcome to Paul & Sue Dixon onto the committee, & a big thank you to all the others who accepted re-election in their current positions.

Good luck to all in the photo show & thank you to all of you who are or will be opening your ponds this year.

Thanks John



# The Methley Stretcher.

*BAZ AND TOMS GROWING PROJECT.*

It all started having a chat with my pal Tom, talking all things koi as you do when we got on to the subject of Koi Yohei hybrids and both asked the question “do they grow as good as they say they do”?

At this point I had already purchased a Sanke that is still at Yohei and to be honest I didn't know first hand anything about Yohei only what I have read, and had never owned one!

Our next topic of conversation was why my q/t was not up and running? I said I was fed up with buying Koi to see if they turned out ok just to keep the q/t running then selling them on for a quarter of the price I paid for them, it was expensive enough running one pond never mind two but i still missed my pond in the garage.

So with that Tom said “why don't you give it a go with hybrids and see what growth we can get out of them”, not a bad idea, Tom had a few koi to kick off the filters, once the pond was up and running and filters matured we went and purchased some Yohei hybrids.

## THE GROWING/QT POND



The pond is 1000 gallons with a bottom drain to a nexus 200 pumped through a heat exchanger and back to the pond, a mid water tomato drain pumped direct over a 4 tier shower filled with Bakki house media, gas heating, auto feeder. situated inside my garage (NO UV).

## FEEDING.

The plan was to feed wheat germ for 6 weeks then growth food for 6 weeks then back to wheat germ etc etc, the idea was not to give them a continual diet of high protein food and make them fat and podgy, the six weeks of wheatgerm would give them a rest and help stretch the skeleton, this made sense to me and came from a good source.

After further conversations(with the good source) the idea of 60-70% wheat germ and 30-40% growth food was suggested with that we went for plan "B" 70%HIKARI WHEATGERM AND 30% SAKI GROWTH fed 8 times per day plus a hand full each time I went in the garage.

This strict feeding regime soon changed as we just bunged anything in for the last couple of months, foods such as supersilk C, EA, and pretty much anything we came across or had won at the Shows or raffles etc.

## THE KOI

We decided on 15 Koi to give them confidence when feeding, this may sound strange but with only 8 Koi every time the garage door opened they would hide and be very skittish (the hybrids will feed in a measuring bowl) but with 15 Koi as soon as the garage door opened they were up for food.

Here are the Koi varieties we used,

5x HYBRID SANKE 4NO@25CM INO@30CM

1x KOHAKU 18CM

1x SHOWA 20CM BOTH MOMATARO X SAKUMA

1x YAMABUKI 20CM

1x KIN SHOWA 20CM BOTH OGATA

1x GOROMO 25CM

1x TANCHO SHOWA

1 x TANCHO GOSHIKI

1x DOITSU KOHAKU

1x SHIRO

1x CHAGOI

## TEMPS

A constant 23deg was maintained from May-October dropping to 20c in November.

## CONCLUSION

We started this little project in may and it has not been without its pitfalls as a few of you know I work away so 2 power cuts had not been good, the last one was at the start of December temp was 23c I was away for 7 days and the garage tripped some time in that 7 days, when I got home the temp was 8c with no pumps running no air and to top it off through condensation part of the garage ceiling had collapsed.

PANIC!!!

Some great fun has been had watching these Koi grow during May to December with all the hybrids growing steadily, maybe not massive amounts compared to the other breeders koi having grown at much the same rate in the q/t but there's something about these hybrids that tell me they still have a long way to go.

Tom and I are over the moon and both agree all the hybrids are keepers and not one will be sold on, as we speak room is being made in our main ponds.

The only reason for this project to come to an end in December instead of may 2012 is the lack of natural light in my garage, throughout this little project we have kept a close eye on the beni (red) on these Koi and after this week's measure up we have decided they may suffer if kept in the poor light of my garage, so out in the main pond and natural light they go!! Would I do it again "YES YES YES".

regards baz


Baz is willing to answer any questions on the YKS MEMBERS SECTION.

Many thanks to Baz for his contribution to the News Letter.

*Some Koi from the project.*



Many thanks to Barry for his story please send us yours.



# Meetings and Events.

May 5th & 6th YKS photo show (for information only)

May 12th & 13th

Scottish koi club visit YKS (for information only)

May 27th

YKS First supper (Info to be posted to those attending)

June 10th

YKS visit East Pennine club Members ponds.

July 15th

East Pennine club visit YKS (for information only)

July 21st SATURDAY

YKS fun day to be held at the home of Mandy & Jim Shaw.

August 5th

YKS bbq & Photo show presentation to be held at the home of John & Jane Sneap.

September 8th & 9th

YKS weekend away to Scottish koi club.

October 14th


YKS last supper tba.

December 2nd

YKS xmas lunch tba.

*Anyone wishing to attend who has not put their name down please email Mick, koigirl@hotmail.co.uk*

***More Updates in the Next Edition.***



# Meet the Breeders.



Kase.

Kase is close friends and works with Aoki . Breeding high quality fish is the core business for more than 30 years.

Kase is very popular for his tosai mixes with a reputation for producing some real stunners.

Kawakami

Kawakami produces many varieties of Koi producing in excess of 150,000 + per season many of which come to the UK and can be seen at most UK Breeders.



*More Breeders Next Edition.*



# YKS Committee 2012/13.


## **2012/13 Committee Details:**

Chairman: John Sneap.	<a href="mailto:john.sneap@hotmail.co.uk">john.sneap@hotmail.co.uk</a>
Vice Chairman: Wayne Taylor.	<a href="mailto:sidtaylor949@aol.com">sidtaylor949@aol.com</a>
Treasurer: Audrey Dixon.	<a href="mailto:koigirl@hotmail.co.uk">koigirl@hotmail.co.uk</a>
General Secretary: Paul Dixon	<a href="mailto:pauldixon@gmx.com">pauldixon@gmx.com</a>
Events: Mike Dixon.	<a href="mailto:koigirl@hotmail.co.uk">koigirl@hotmail.co.uk</a>
Advertising: Tom Whitelam.	<a href="mailto:tjwhitelamph@hotmail.com">tjwhitelamph@hotmail.com</a>
Membership: Dave Crellin.	<a href="mailto:d.crellin@ntlworld.com">d.crellin@ntlworld.com</a>
YKS Merchandise: Tony Arden.	<a href="mailto:tonyarden@btinternet.com">tonyarden@btinternet.com</a>
Magazine Editor: Alison Westran.	<a href="mailto:sales@koi-polloi.co.uk">sales@koi-polloi.co.uk</a>
Raffle: Melvyn & Elaine Gledhill.	<a href="mailto:melvyn.gledhill@btinternet.co">melvyn.gledhill@btinternet.co</a>

## **Committee Members:**

Barry Gledhill, Joy Gledhill, Paul Mercer, Darren Withington, Sue Dixon , Peter Golton.

=====



## Editors Note.

Hi all,

Well the Season is well underway even though the weather has dropped off a little

The AGM was yet another success with all positions filled and a smashing Buffet etc.

Many thanks to Barry for his contribution in this month's edition, please send us your Koi story no matter how big or small.

Remember, this is YOUR Mag please use it.

I would also like to take this opportunity to thank all who contributed to this Newsletter.

Thank you,

Alison.

YKS Magazine Editor.

=====